


WIDATM

UNIVERSITY OF WISCONSIN-MADISON

Consortium Report 2022-2023



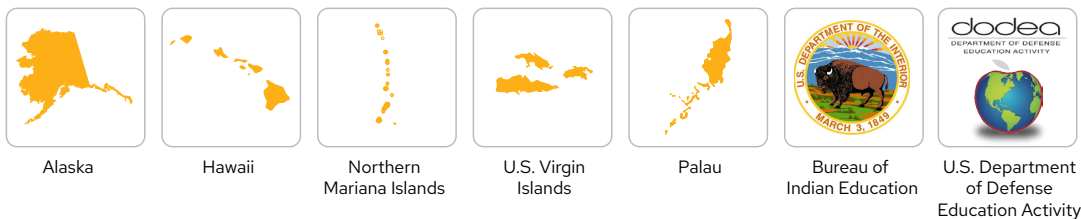
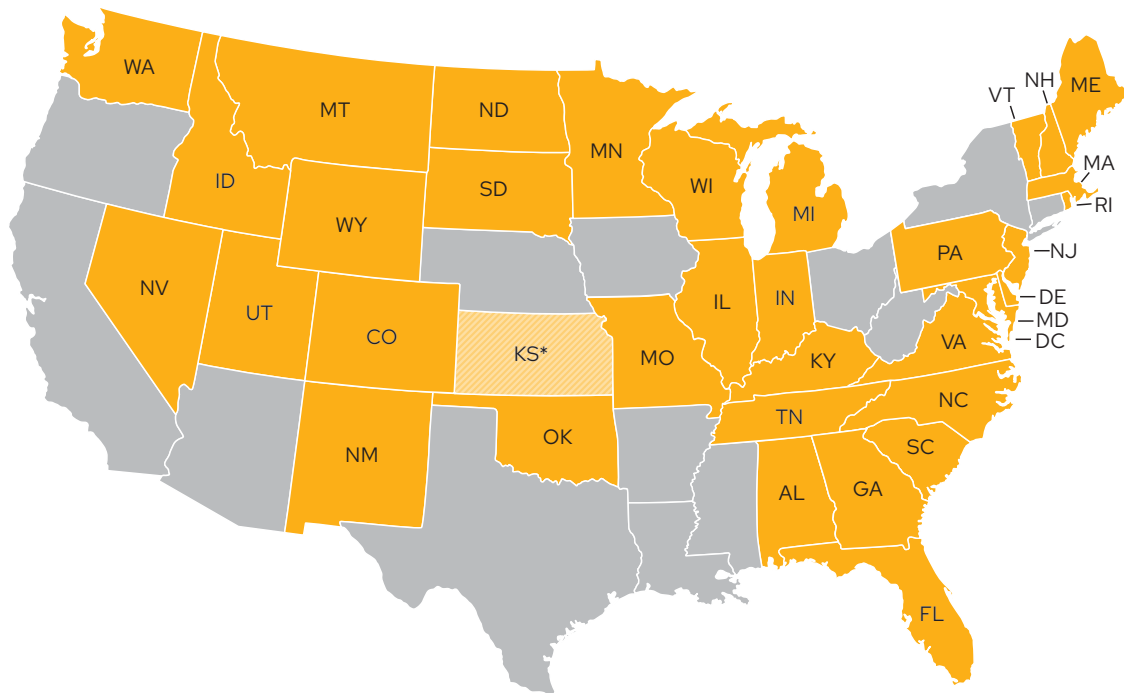
Year in Review

The WIDA Consortium Report is prepared annually in June, to provide a concise review of the previous year's activities. This report covers the time period from July 1, 2022 to June 30, 2023.

The 2022-2023 year saw a return to pre-pandemic levels of activity within the WIDA Consortium. But lessons learned during the pandemic highlighted vulnerabilities in the U.S. education system, and the ways in which WIDA can work with its members to better serve the needs of multilingual learners and their educators. Students and educators have a greater-than-ever need for asset-based instruction and proven tools to help them succeed.

As always, supporting Consortium members was a high priority. To that end, WIDA hosted 95 state education agency representatives (SEAs) to in-person events through the course of the year, and welcomed SEAs to the annual board meeting, to subcommittee meetings in October, and to an executive committee meeting in December.

The WIDA Consortium



*WIDA Alternate ACCESS user.

The WIDA Consortium is made up of 41 states, territories, and education agencies who contract with WIDA to meet federal requirements under the Every Student Succeeds Act. This map reflects Consortium members as of June 2024.

2022-2023
Big Picture
Facts & Figures

**WIDA's Reach
Across the
PreK-12
Landscape**

2,500,000

K-12 students completed
ACCESS for ELLs

323,000

educators enrolled in
Assessment training

40,500

enrollments in WIDA
Professional Learning
opportunities

160,000

educators subscribed
to WIDA News

1,300,000

people visited the WIDA
website from over

200
countries

1,250,000

students completed
WIDA MODEL, our flexible,
on-demand interim
assessment

240

languages spoken
among WIDA students

2,300

educators participated
in the WIDA Annual
Conference

Consortium Highlights

The 2022-2023 year saw WIDA activities returning to pre-2020 levels, with in-person meetings, conferences, and professional learning, and with a record number of students and educators engaging with WIDA resources. Here are some highlights:


- After two years of virtual conferences, in October 2022 the WIDA Annual Conference was once again held in person, in Louisville, Kentucky. It was the first-ever hybrid event, with 1,300 in-person attendees and 1,000 virtual attendees.
- The WIDA English Language Development Standards Framework, 2020 Digital Explorer was released in August 2022. This is a web-based tool that helps you explore the Framework from anywhere, and it works on mobile devices such as tablets and phones, helping you zero in on relevant components of the Framework.
- The WIDA Assessment department began a multiyear project to integrate the WIDA ELD Standards Framework, 2020 Edition, into ACCESS Online, Paper, and Kindergarten ACCESS. These updated tests will be ready for the 2025-26 ACCESS testing year. Updates on the progress of the Revising ACCESS project are available on the WIDA website.
- In the spring of 2023 WIDA launched two new guides to support educators and administrators as they implement the WIDA ELD Standards Framework, 2020 Edition.
- WIDA staff welcomed SEAs during its Annual Board Meeting in June, for subcommittee meeting events in October, and for the Executive Committee meeting in December.
- WIDA Español continued development of new resources to support educators who teach academic content and language development in Spanish.

Ten Most Frequently Reported Home Languages

WIDA tracks home languages to learn demographic information about students who take ACCESS. We also use this information to plan for translations of resources for families. WIDA currently provides dozens of resources in over 20 languages. In July 2022, we added Ukrainian language resources to our website.

Language	Number of Students	Language	Number of Students
Spanish; Castilian	1,533,737	Russian	26,552
English*	79,575	Chinese	26,088
Portuguese	48,451	Vietnamese	22,395
Arabic	47,502	Somali	19,887
Haitian; Haiti	27,117	Hmong; Mong	19,096

* English is frequently selected as a home language, for example when at least one family member speaks English.



24,777

self-paced courses
completed

190

webinars delivered

49

workshops delivered
in person, virtually
or hybrid

26

states participated
in in-person
workshops

33

website articles
published

9

Focus Bulletins and
Snapshots published
(in English and
Spanish)

↑460%

WIDA Español News
subscribers

↑154%

The Big Idea
newsletter
subscribers

30,000

Monday Mail readers
each week

↑68%

LinkedIn followers

2022-2023 Big Picture Facts & Figures

Professional Learning

Every year, WIDA offers workshops, webinars, conferences, and eLearning designed for educators and administrators to enhance their understanding of multilingual learners' needs. Topics include working with multilingual learners in science, collaborating with other educators, and using the WIDA Standards Framework to plan instruction.

2022-2023 Big Picture Facts & Figures

Communications

The WIDA communications team publishes an assortment of new items every year, from news articles, to social media posts, and more.

Research News

Every year, WIDA conducts research that advances multilingual learner education, including research on innovative and inclusive educational practices and language assessment. Here are some highlights of this year:

- WIDA continued work on Project RESPECT, a \$2.6 million grant from the U.S. Department of Education that supports rural K-8 teachers in Wisconsin to provide effective and equitable literacy instruction for multilingual learners. The grant team developed professional learning materials and gathered feedback from educators. In addition, they recruited the first cohort of school districts.
- Researching the impact of the COVID-19 pandemic on educational outcomes for English learners is ongoing, with reports released approximately annually. WIDA researchers have found disparities in outcomes within WIDA's English learner population; these disparities are persistent and have been exacerbated by the pandemic.
- WIDA researchers were awarded the Jamal Abedi Best Paper award at the American Educational Research Association (AERA) annual meeting in May 2023.
- WIDA researchers continued their relationships with the Yup'ik and Tlingit tribes to sustain their indigenous languages by assisting in the development of language proficiency assessments that reflect their tribal cultures and linguistic representations.
- Several studies conducted by WIDA researchers were published as book chapters and articles in peer-reviewed journals, including: *Toward a Systematic Accessibility Review Process for English Language Proficiency Tests for Young Learners*, *Universal Tools Activation in English Language Proficiency Assessments: A Comparison of Grades 1–12 English Learners With and Without Disabilities*, and *Testing Young Multilingual Learners Remotely*.

Assessment News

During the 2022–2023 assessment year, over 2,500,000 students took WIDA assessments. You can see the full table that shows state-by-state totals, by test, on page 7. In addition, here are some key milestones:


- ACCESS for ELLs provided two new components of the braille materials: Braille sample test items and consolidated test administrator scripts.
- In January 2023, WIDA researchers and international educators collaborated to link WIDA MODEL Online scale scores to the Common European Framework of Reference (CEFR).
- Revisions continued on Alternate ACCESS for ELLs, WIDA's assessment for ELs with the most significant cognitive disabilities. Field test items were finalized in July 2022 and the field test was successfully conducted February–April 2023. Final test items were selected in June 2023.



Multilingual Learner Students Tested in 2022-2023

State	Kindergarten ACCESS	ACCESS for ELLS Grades 1-12			Total ACCESS	Alternate ACCESS	Total Number of Students Tested
		ACCESS Online	ACCESS Paper	Mixed Mode			
AK	713	10,976	190	0	11,879	99	11,978
AL	4,188	36,823	-	0	41,019	313	41,332
BIE	519	3,048	814	0	4,381	47	4,428
CO	8,941	81,736	-	-	91,594	859	92,453
DC	967	8,895	-	0	9,870	122	9,992
DoDEA	565	5,494	25	0	6,084	19	6,103
DE	1,594	14,468	17	-	16,080	23	16,103
FL	38,198	0	262,085	0	300,283	1,022	301,305
GA	15,344	128,500	358	-	144,204	1,342	145,546
HI	1,386	16,111	22	0	17,519	269	17,788
ID	1,664	16,848	67	0	18,579	149	18,728
IL	22,976	228,249	922	160	252,307	5,391	257,698
IN	8,345	79,004	125	-	87,476	1,344	88,,820
KY	4,744	35,913	39	-	40,698	418	41116
MA	11,846	96,613	363	20	108,842	1,806	110,648
MD	10,646	95,467	106	-	106,225	751	106,976
ME	502	5,312	14	0	5,828	80	5,908
MI	10,037	86,331	305	10	96,683	765	97,448
MN	8,001	69,534	341	133	78,009	1,324	79,,333
MO	4,549	33,045	78	-	37,677	208	37885
MP	54	1,474	0	0	1,528	-	1,530
MT	185	3,325	0	0	3,510	22	3,532
NC	14,972	127,839	97	13	142,921	1,832	144,753
ND	350	3,624	31	-	4,006	22	4,028
NH	516	4,667	14	-	5,198	39	5,237
NJ	13,807	108,929	420	34	123,190	586	123,776
NM	3,937	51,360	33	0	55,330	518	55,848
NV	5,421	58,635	-	-	64,062	1,038	65,100
OK	4,841	61,007	207	-	66,058	818	66,876
PA	8,671	80,255	799	26	89,751	1,560	91,311
RI	1,545	16,078	38	-	17,662	217	17,879
SC	4,453	46,432	59	-	50,948	490	51,438
SD	893	5,910	95	-	6,899	54	6,953
TN	7,823	58,843	47	-	66,715	486	67,201
UT	4,103	56,284	21	13	60,421	626	61,047
VA	13,544	114,563	1,961	28	130,096	2,477	132,573
VI	82	1,084	-	0	1,167	-	1,168
VT	147	1,485	-	-	1,639	30	1,669
WA	13,473	128,502	85	0	142,060	2,379	144,,439
WI	4,460	51,911	160	14	56,545	558	57103
WY	249	2,361	18	0	2,628	29	2,657
Totals	254,542	1,982,663	270,718	475	2,508,398	30,135	2,597,706

Total may be fewer than the sum of all the columns, reflecting the fact that some students took more than one test (e.g., both Kindergarten ACCESS and ACCESS for ELLs Grades 1-12). Dashes represent totals smaller than 10; too few to report publicly.



wida.wisc.edu

WIDA is housed within the Wisconsin Center for Education Research at the University of Wisconsin-Madison. © 2024 The Board of Regents of the University of Wisconsin System, on behalf of WIDA