



Kindergarten ACCESS Field Test 2025: Make your own popsicle stick puppets

INSTRUCTIONS: Cut along the dotted lines. Attach each puppet to a popsicle stick.





Kindergarten ACCESS Field Test 2025: Make your own popsicle stick puppets

INSTRUCTIONS: Color in the puppets. Cut along the dotted lines.
Attach each puppet to a popsicle stick.







Kindergarten ACCESS Field Test 2025: Make your own finger puppets

INSTRUCTIONS: Pick the appropriate puppet size for your finger.
Cut along the dotted line. Wrap the rectangle around your finger so
that it forms a ring. Tape the ring in place.



Kindergarten ACCESS Field Test 2025: Make your own finger puppets

INSTRUCTIONS: Pick the appropriate puppet size for your finger. Color in the puppet. Cut along the dotted line. Wrap the rectangle around your finger so that it forms a ring. Tape the ring in place.



Kindergarten ACCESS Field Test 2025: Put on a finger puppet show!

INSTRUCTIONS:

Cut along the dotted line.

To make the theater stand

1. Fold the white rectangle up and behind the theater.
2. Fold the side triangles over and behind the theater.
3. Tape folded sides to flat surface.



Kindergarten ACCESS Field Test 2025: Put on a finger puppet show!

INSTRUCTIONS: Color in the puppet theater. Cut along the dotted line.

To make the theater stand

1. Fold the white rectangle up and behind the theater.
2. Fold the side triangles over and behind the theater.
3. Tape folded sides to flat surface.

