

# 2025 ACCESS for ELLs Data Validation Webinar

Melanie Manares, English Language Proficiency Assessment Coordinator

Shannon Cullen, MCAS Test Administration Coordinator

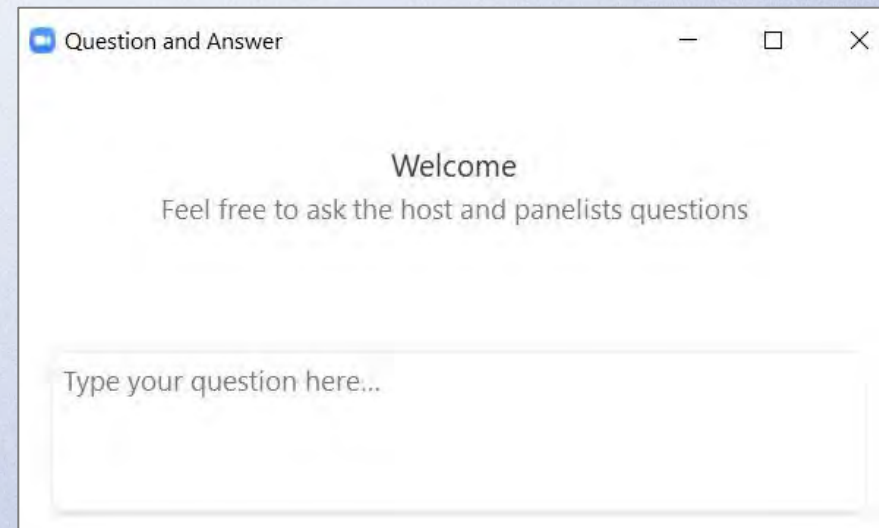
Robert Pelychaty, Manager of Inclusive Assessment



# Logistics for This Session

Questions may be asked at any time using the **Q&A** feature on the Zoom Webinar screen.

- Questions about a specific student should be sent by email to [access@mass.gov](mailto:access@mass.gov).
- Some questions may be covered during the presentation.
- Answers will be provided in the Q&A feature.
- **Please be advised that DESE does not authorize attendees to record or to use AI transcription tools during the meeting and DESE does not endorse any unauthorized transcripts created by third parties of its meetings.**



# Where to Find the Slides

The screenshot shows the WIDA website header with navigation links: Assess, Teach, Grow, and Re. Below the header is a calendar of events:

Date	Event
2/28/25	Deadline for shipping completed test materials to DRC - Postmark date
3/24/25 - 3/28/25	Pre-Reporting Data Validation - LEAs in WIDA AMS
4/28/25	Receive Reports and Data - Posted in WIDA AMS
5/14/25	Schools Receive Printed Reports
5/14/25 - 5/22/25	Post-Reporting Data Validation - LEAs in WIDA AMS
6/6/25	Updated ACCESS and Alternate ACCESS Data - Posted in WIDA AMS

**Requirements and Resources**

See below for state-specific information and resources related to EL assessment, including your state's ACCESS for ELLs Checklists, indicating each step in the ACCESS testing process from beginning to end.

[ACCESS for ELLs Online Checklist](#) [ACCESS for ELLs Paper Checklist](#)

[Identification and Placement Guidance](#) [MA ACCESS Administration Manual 2024-25](#)

State Testing Requirements	+
Test Preparation and Training	+
<b>Manuals, Guides and Workshops</b>	-

[Understanding and Implementing ACCESS Tests - August 2024](#)

- This PowerPoint provides an overview of key information regarding ACCESS testing. Topics

- MA state page of the WIDA website
- <https://wida.wisc.edu/about/consortium/ma>
- Click on the “+” in the Manuals, Guides and Workshops section
- PowerPoint slides for DESE webinars are placed in this section
- Important dates are also placed on this page as well as other useful materials regarding ACCESS and Screener administration

# Today's Agenda

1. ACCESS Data Validation Windows and Participation Requirements
2. Data Validation Resources and Support
3. Tasks to Complete During Data Validation
4. Resources and Contact Information

# 1. ACCESS Data Validation Windows and Participation Requirements

# 2025 ACCESS for ELLs: Important Dates

Test Window	January 6, 2025 – February 28, 2025
Deadline to return materials to DRC	February 28, 2025
<b>Pre-Reporting data validation in AMS</b>	<b>March 24 – March 28, 2025</b>
ACCESS Reports and Data Files Available in AMS	April 28, 2025
ACCESS Reports Available in Schools (Paper)	May 14, 2025
<b>Post-Reporting Data Validation in AMS</b>	<b>May 14, 2025 – May 22, 2025</b>
Updated ACCESS Data Available in AMS	June 6, 2025

# Participation Requirements

- **Students in K–12 must take ACCESS for ELLs** if they:
  - were reported as EL in the October 2024 SIMS, **OR**
  - arrived after October 2024 SIMS and will be reported as EL in the March 2025 SIMS
- Students should be considered for **WIDA Alternate ACCESS** if they:
  - Meet the above criteria **and** the criteria found in the “[Participation Guidelines for WIDA Alternate ACCESS 2024-2025](#)”
- **Students are not required to take ACCESS for ELLs** if they are:
  - reported as EL in October 2024 SIMS, but **exited** EL status before testing began (i.e., before January 6, 2025), **OR**
  - Were enrolled and identified as EL *after* February 7, 2025

**Students who were not tested but were required to be tested should have ABS selected in the Do Not Score section for domains not tested.**

# Participation Exemptions

English learners meeting the following criteria are not required to test in specific domains:

- **Sensory: Hard of Hearing or Deaf:** Listening and/or Speaking not required
- **Sensory: Vision Impairment or Blind:** Speaking not required when taking braille test; Speaking, Listening and Reading not required if not taking braille test.
- **Nonverbal (or selectively mute)** and does not use AAC device: Speaking not required
- Receives “**special access**” **read-aloud accommodation on MCAS ELA:** Reading not required (must have SA1.1 or SA1.2 in IEP).

See page 6 of the [Massachusetts ACCESS for ELLs Administration Manual 2024-2025](#).

Students can be exempted from up to two domains and receive an overall assigned score in August.

Students with the above exemptions should have **SPD** selected in the Do Not Score section for domains not taken.



## 2. Data Validation Resources and Support

# WIDA AMS (DRC Insight)

wida-ams.us



## WIDA AMS

Welcome! What would you like to do today?



Add/Edit Users



Import Management



Manage Students



Manage Registrations



Download Student and Status Reports



Score WIDA Screener Responses



Order and Manage ACCESS Materials



Knowledge Articles



Install and Configure Testing Software

Get Help

Public Test Resources

# DRC Knowledge Articles

## Reports

[How do I access On-Demand, Translated or Updated Reports for ACCESS testing?](#)

[How do I download ACCESS for ELLs reports?](#)

[How do I monitor test completion at the district level?](#)

- [If conducting Data Validation in WIDA AMS – 1. How do I review Student Demographics, Accommodations and Do Not Score Codes?](#)
- [If conducting Data Validation in WIDA AMS – 2. How do I identify duplicate students and how do I correct them?](#)
- [If conducting Data Validation in WIDA AMS – 3. How do I export student information and review the data?](#)

[What are the different types of ACCESS and Alternate ACCESS Reports?](#)

- [What is Data Validation and who is responsible for it?](#)

[Why are my ACCESS scores missing?](#)

# WIDA AMS (DRC Insight)

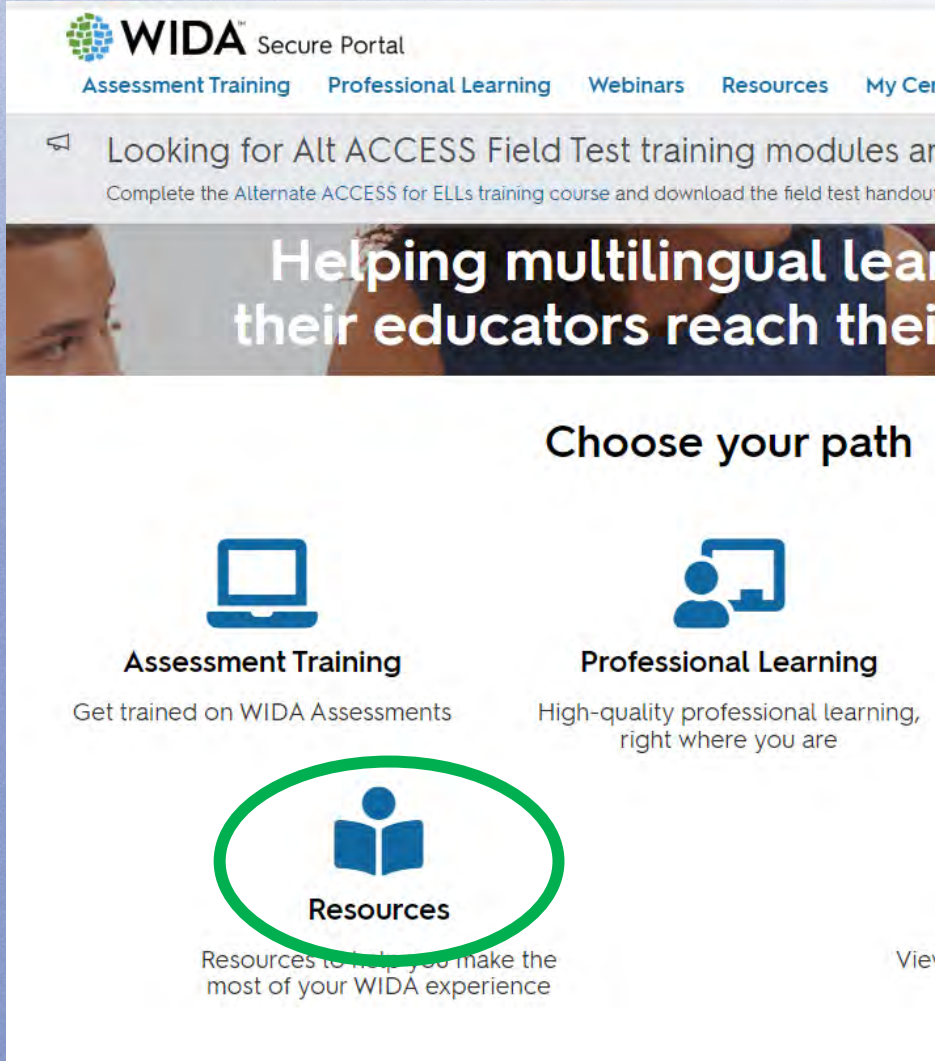
## wida-ams.us

The screenshot shows the navigation menu for WIDA AMS. At the top left, the logo reads "DRC INSIGHT WIDA". To its right is a dropdown menu labeled "MY APPLICATIONS" which is circled in green. Below this menu, there are three main categories: "GENERAL INFORMATION", "TECHNOLOGY", and "TEST ADMINISTRATION". Under "GENERAL INFORMATION", there are links for "General Information" and "SCORING AND REPORTING" (which includes "Report Delivery", "Screener Scoring", and "Reporting Services"). Under "TECHNOLOGY", there is a link for "Central Office Services". Under "TEST ADMINISTRATION", there are links for "User Management", "Student Management", and "Materials". In the "OTHER LINKS" section at the bottom, the link "DRC Customer Service" is circled in green.

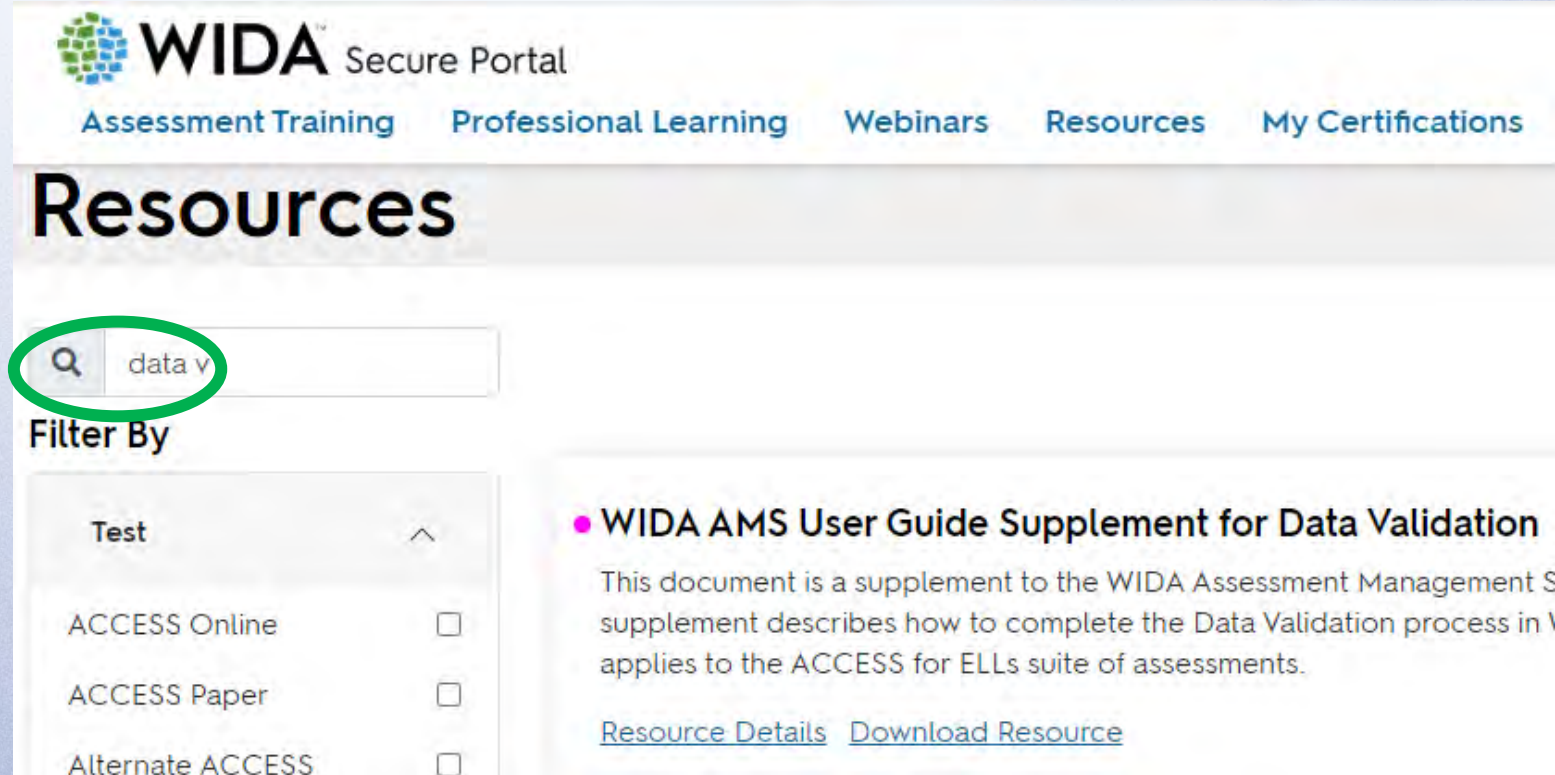
The screenshot shows the "Customer Service Portal" interface. It features two main service tiles. The left tile is titled "WIDA AMS Knowledge Articles" and includes the subtext "Browse Knowledge Articles". The right tile is titled "Live Chat" and includes the subtext "Talk to our agents in real time". The "Live Chat" title is circled in green. Both tiles have a dark blue arrow button at the bottom right.

# WIDA Secure Portal

wida.wisc.edu



The image shows the home page of the WIDA Secure Portal. At the top, there is a navigation menu with links for Assessment Training, Professional Learning, Webinars, Resources, and My Certifications. Below the menu, there is a search bar with a magnifying glass icon and the text "Looking for Alt ACCESS Field Test training modules ar...". A banner image with the text "Helping multilingual learners and their educators reach their potential" is displayed. Below the banner, there is a section titled "Choose your path" with three options: Assessment Training (with a laptop icon), Professional Learning (with a person and screen icon), and Resources (with a book icon, which is circled in green). Below the Resources option, there is a description: "Resources to help you make the most of your WIDA experience".



The image shows the Resources page of the WIDA Secure Portal. At the top, there is a navigation menu with links for Assessment Training, Professional Learning, Webinars, Resources, and My Certifications. Below the menu, there is a search bar with a magnifying glass icon and the text "data v", which is circled in green. Below the search bar, there is a section titled "Filter By" with a dropdown menu for "Test". The dropdown menu is open, showing three options: ACCESS Online, ACCESS Paper, and Alternate ACCESS, each with a checkbox. To the right of the filter section, there is a resource card titled "WIDA AMS User Guide Supplement for Data Validation". The card contains the text: "This document is a supplement to the WIDA Assessment Management System User Guide. This supplement describes how to complete the Data Validation process in WIDA AMS. It applies to the ACCESS for ELLs suite of assessments." Below the text, there are two links: "Resource Details" and "Download Resource".